

WEGO 威高

- Personalized design
- Safe and reliable
- NMPA certification



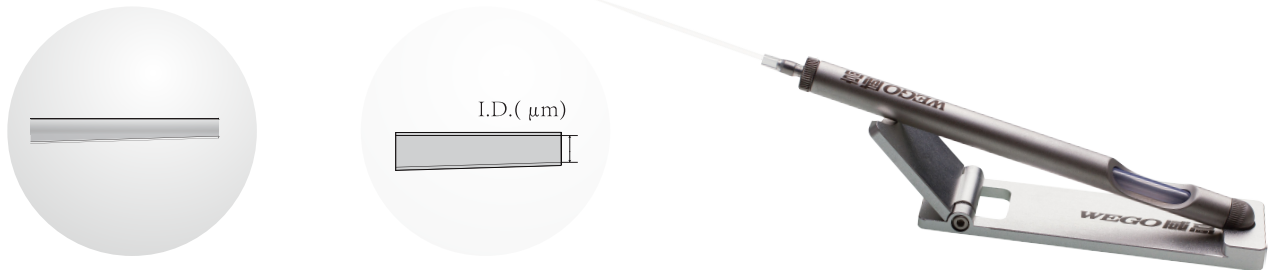
Micropipettes

ULTIMATE QUALITY WEGO INTELLIGENT MANUFACTURING

MICROPIPETTES


Denuding/Handling Pipette

- For removal of extra-oocyte cumulus granulosa cells or for embryo transfer
- Mechanically drawn from borosilicate glass with an outer diameter of 1.5 mm
- Use with an ergonomically designed lightweight handle




Holding Pipette

- Used to immobilize oocytes or embryos
- Standard contact surface and suction to maintain oocytes stable



ICSI Pipette



- Easy aspiration of sperm into oocyte
- Standard taper makes process easier to control
- Sharpness of needle tip can easily penetrate zona pellucida and oocyte membrane, reducing adverse effect on oocyte

OOCYTE ACTIVATION FLUID (for laboratory scientific research)

Directions for Use:

- 0.5ml of ovum activation fluid is added into a central dish, covered with culture oil, and incubated for at least 2 hours at 37°C (no carbon dioxide is needed).
- After ICSI, the ovums were incubated in the above liquid for 15 minutes.
- After incubation, the ovum was washed at least 6 times, and then cultured for 16-18 hours, and the fertilization status of the ovum was assessed.



Packing size: 1ml/bottle



Shandong Wego Ruisheng Medical Device Co., Ltd

Address : No. 1, Weigao Road, Torch High-tech Industrial Development Zone, Weihai City, Shandong Province

Telephone :400-646-6666

Postal code : 264210

Tel : 0631-5715912

Website : www.wegoruisheng.com

Fax : 0631-5716403

Email : rsxshscb@weigaogroup.com